

WARNING!!

The attached Gold Medal Manual is for reference only and is not intended for any other purpose. The information contained in these on line manuals is subject to change at any time. Improvements are always being made to Gold Medal equipment and this information may not be the latest available for your purposes. It is critical that you call Gold Medal Products technical service department at 1-800-543-0862 for any questions about machine operations, replacement parts, or any service questions. Neither Gold Medal nor Snappy Popcorn represent that these on line manuals contain the most current information available for the product represented.

Part No. 59406CR
Revised: October 2004

FunPop CART

Assembly Manual
Model # 2649CR



 **GOLD MEDAL**®

FUNFOOD EQUIPMENT & SUPPLIES

Cincinnati, OH 45241-4807 USA

NOTE

The information, specifications and illustrations contained in this manual represent the latest data available at time of publication. Right is reserved to make changes as required at the discretion of Gold Medal Products Company without notice.

INSTALLATION INSTRUCTIONS

Checking Shipment

Unpack carton and check thoroughly for any damage, which may have occurred during transit. Damage claims should be filed immediately with the transportation company.

CARE AND CLEANING

Cleaning the cabinet of your cart is easy. Take a clean cloth and wipe excess grease.




ORDERING SPARE PARTS


1. Identify the desired part by checking it against the photos, illustrations, and/or the parts list.
2. When ordering, please include part number, part name, and quantity desired.
3. Please include your model name and machine serial number (located on the machine nameplate) with your order.
4. Address all parts orders to:

Parts Department
Gold Medal Products Co.
10700 Medallion Drive
Cincinnati, Ohio 45241-4807

or, place orders at:
(800) 543-0862
(513) 769-7676
Fax: (513) 769-8500
E-mail: info@gmpopcorn.com
Web Page: www.gmpopcorn.com




ASSEMBLY

1. Insert axle into welded leg assembly
2. Install 1/2-13 nut and tighten
3. Install 1/2-13 nut on other side and tighten



4. Install wheels
5. Install 1/2-13 locking nut and tighten
6. Repeat for other side.
7. Install Adjustable feet in leg tube ends

ASSEMBLY – CABINET



8. Assemble handlebar and brackets, install onto cabinet using the 1/4-20 bolts, washers and nuts, tighten.
9. Flip cabinet upside down on soft surface.
10. With Cabinet door facing you, install leg assembly with the wheels on the left side.
11. Slide legs up inside the cabinet aligning the mounting holes.
12. Insert 1/4-20 bolts with washers into holes thru cabinet into legs.
13. Install washer and 1/4-20 locking nut, tighten.
14. Upright cart.
15. Install Knob into door.
16. Install double faced foam tape on top of cart in the four corners, remove film and carefully install popper by setting in place. Model# 2649CR
17. Adjust, adjustable feet to ensure popper and cart is level and stable.

PARTS LIST – CART ASSEMBLY

1	55096	Cabinet Welded Assembly
2	55602	Leg Assembly Welded
3	52024	Wheel Assembly 16" 1/2 - Axle (2)
4	55092	Axle 1/2 Dia.
5	12686	Nut - 1/2-13 (2)
6	88041	Nut - 1/2-13 Locking (2)
7	55087	Door
8	55068	Magnet
9	47120	Knob
10		1/4-20 Bolt, washer and Nut Assembly (8)
11	55093	Handle Bracket (2)
12	55094	Handle Bar
13		1/4-20 Bolt, Washer and Nut Assembly (4)
14		Adjustable Feet Assy (2)

WARRANTY

WE WARRANT to the original purchaser the Gold Medal equipment sold by us to be free from defects in material or workmanship under normal use and service. Our obligation under this warranty shall be limited to the repair or replacement of any defective part for a period of three (3) months from the date of sale to the Original Purchaser with regard to labor and two (2) years with regard to parts and does not cover damage to the equipment caused by accident, alteration, improper use, voltage, abuse, or failure to follow instructions.

THIS WARRANTY IS IN LIEU OF ALL OTHER WARRANTIES EXPRESSED OR IMPLIED, AND OF ALL OTHER OBLIGATIONS OR LIABILITIES ON OUR PART, INCLUDING THE IMPLIED WARRANTY OF MERCHANTABILITY. THERE ARE NO WARRANTIES WHICH EXTEND BEYOND THE DESCRIPTION ON THE FACE HEREOF. We neither assume, nor authorize any other person to assume for us, any other obligation or liability in connection with the sale of said GOLD MEDAL equipment or any part thereof.

The term "Original Purchaser" as used in this warranty shall be deemed to mean that person, firm, association, or corporation who was billed by the GOLD MEDAL PRODUCTS COMPANY, or their authorized distributor for the equipment.

THIS WARRANTY HAS NO EFFECT AND IS VOID UNLESS THE ORIGINAL PURCHASER FIRST CALLS GOLD MEDAL PRODUCTS COMPANY AT 1-800-543-0862 TO DISCUSS WITH OUR SERVICE REPRESENTATIVE THE EQUIPMENT PROBLEM, AND, IF NECESSARY, FOR INSTRUCTIONS CONCERNING THE REPAIR OR REPLACEMENT OF PARTS.

NOTE: This equipment is manufactured and sold for commercial use only.



GOLD MEDAL PRODUCTS COMPANY

10700 Medallion Drive

Cincinnati, Ohio 45241-4807 USA

www.gmpopcorn.com

Phone: 1-800-543-0862

Fax: 1-800-542-1496